




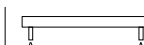
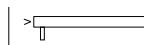



CR

			
S.2973/96CR	96	106	27
S.2973/192CR	192	202	30

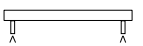
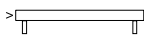



MCR

			
S.2455/128MCR	128	148	33






NPL MCH

			
S.4152/128NPL	128	135	27
S.4152/192MCH	192	198	27

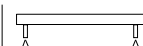
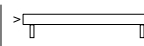




MCH NPL

			
S.3542/192MCH*	192	226	28
S.3542/192NPL	192	226	28






MCR  

			
S.2972/160MCRB*	160	202	30
S.2972/160MCRJ*	160	202	30



40 +  53  40 +  70

			
C.1092/192.4053	192/224	246	23
C.1092/128.4053	096/128	150	23
C.1092/192.4070	192/224	246	23
C.1092/128.4070	096/128	150	23